

DATE _____ PROJECT _____ TYPE _____ QUANTITY _____

iLAS® Low Profile Aimable Asymmetric LED Luminaire

FEATURES

- Constant current luminaire
- Complete fixture set
- Remote power supply
- Adjustable mount with asymmetric aiming up to 90°
- Continuous runs mounted end to end for seamless installation
- CRI 85+



FIXTURE COMPONENTS INCLUDED:
iLasRS fixture, remote driver, leader feed cable

CONSTRUCTION

- Extruded aluminum housing with satin anodized finish.
- Proprietary injection molded optics feature optimal transmission.

ELECTRICAL

- 120-277V AC remote driver.
- Single plug & play cable.
- Up to 32' remote driver length (for dim/non-dim drivers)
- Up to 12' remote driver length (for Lutron drivers)

ORDERING

PRODUCT	POWER	LENGTH	LED COLOR	OPTICS	CONTROL	ACCESSORIES
iLasRS Asymmetric Linear Remote Driver Luminaire	07 7.6 watts / linear ft 10 10.5 watts / linear ft ¹	22 22 ⁷ / ₈ " actual 34 34 ¹ / ₈ " actual 45 45 ³ / ₄ " actual 67 67 ³ / ₄ " actual 90 90 ¹ / ₈ " actual ²	W2 2700K W3 3000K W35 3500K W4 4000K	A Asymmetric	ND Non-Dim D 1%, 0-10V Dim S Lutron ECO 1% Soft on, Fade to Black PEQ1 ³ Lo Lutron Hi-Lume 1% EcoSystem w/Soft On, Fade to Black LDE1 ³ T Lutron Hi-Lume 1% 24V 2-Wire (120V phase forward) LTEA ³ Po Hi-lume Premier 0.1% EcoSystem 24V LED w/ Soft On, Fade to Black PEQ0 ³ LD 5-series EcoSystem LED LDE5 ³	WL White 45° Louver
	¹ High Power driven at 9.8 watts / linear foot for Lutron drivers	² 90 only available in 7.6 watt			³ 4ft max length for Lutron drivers	

RATINGS & CERTIFICATION

- cETLus Listed, IP67 rated
- Made in the USA
- Average rated LED life of 50,000 hours @ 70% lumen output



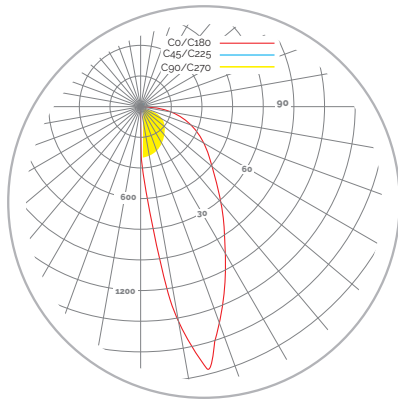
LUMEN OUTPUT

STANDARD	429 Lm/ft	7.6 W/ft	56 Lm/w
HIGH	593 Lm/ft	10.5 W/ft	56 Lm/w

WARRANTY 5 Year warranty

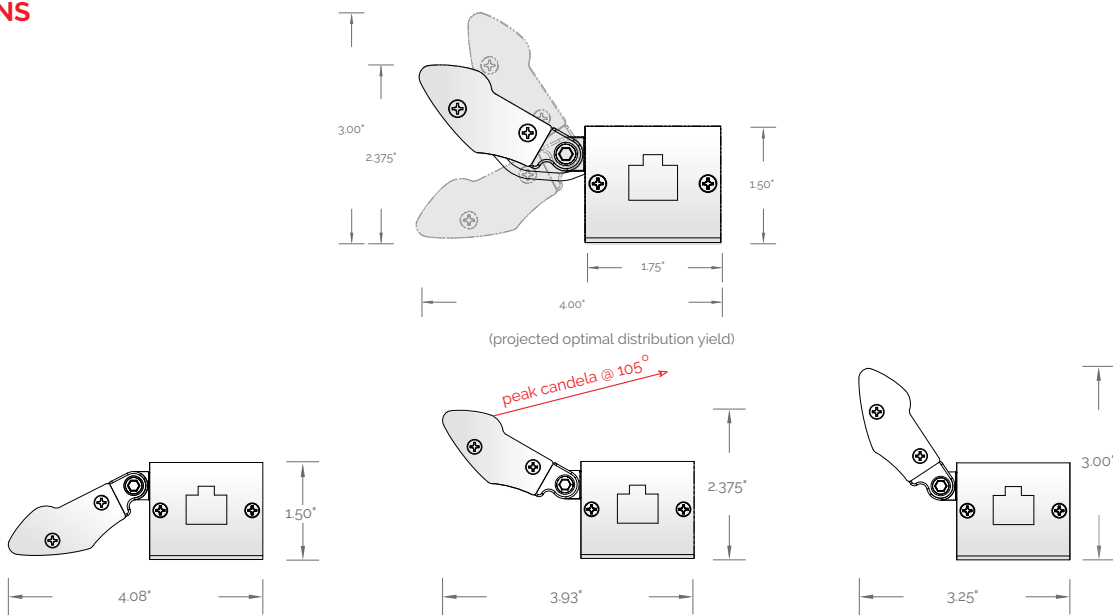
visit electrixillumination.com for details

PHOTOMETRY

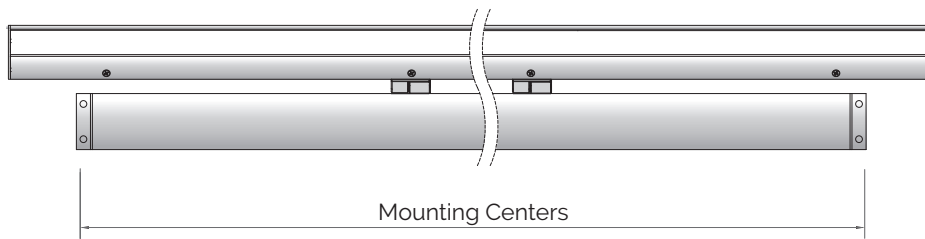


High Power Asymmetric

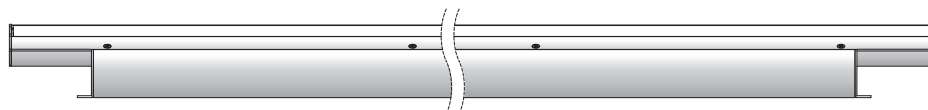
DIMENSIONS



Actual Luminaire Length



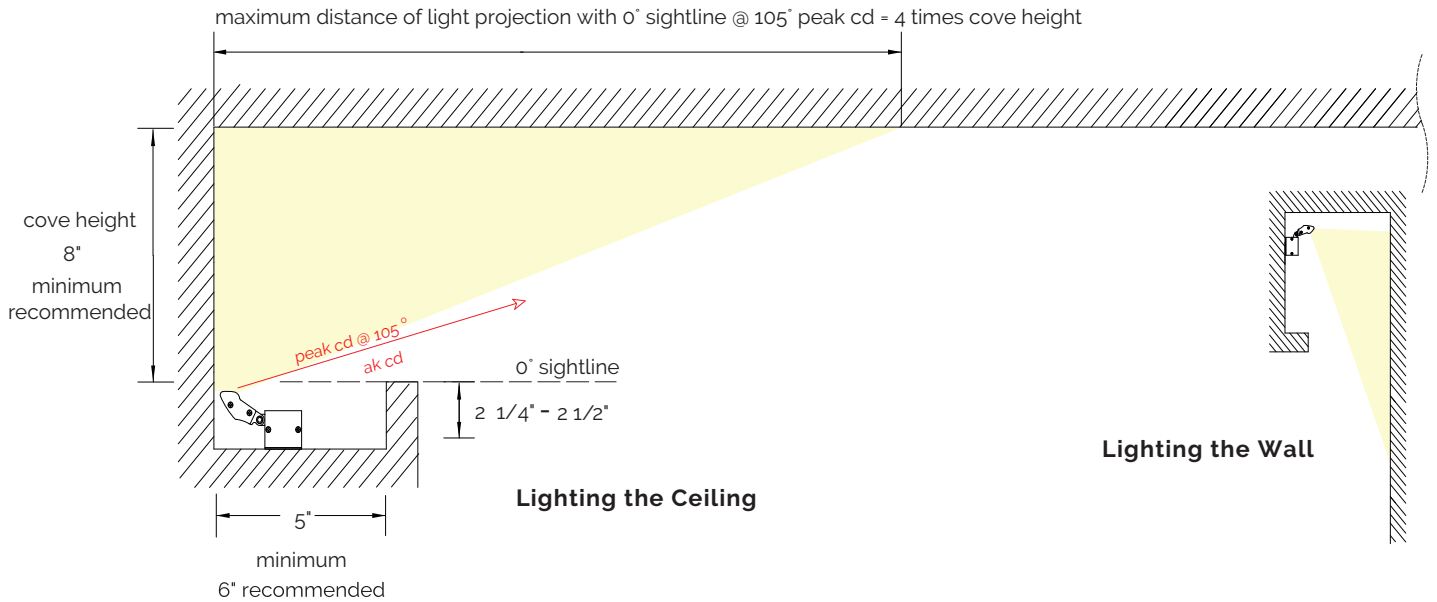
Plan View



Elevation

Nominal Length	2FT	3FT	4FT	6FT	7FT
Actual Luminaire Length	22.25"	33.25"	44.25"	66.25"	88.25"
Mounting Center	19.25"	27.875"	38.875"	60.875"	82.875"

APPLICATIONS



CABLES

LEADER FEED CABLES (ONE SUPPLIED WITH FIXTURE)

- 32' leader feed cable for dim/non dim drivers
- 12' leader feed cable for Lutron drivers

LED POWER SUPPLY

- 32' max remote driver length (for dim/non-dim drivers)
- 12' max remote driver length (for Lutron drivers)
- Input voltage: 120V-277V AC output voltage: 38V DC
- Standard maximum remote driver distance is 32'³
- Lutron Driver maximum remote driver distance is 12'
- Dimming driver requires a 0-10V control interface (by others⁴)
- Driver wattage is determined by fixture length
- Standard enclosure supplied is 19 1/2" L x 2 3/4" W x 1 5/8" H



³ The remote mounting distance may be exceeded. However, precautions for site condition of electromagnetic interference (EMI) and voltage drop must be considered.

⁴ Contact the factory for dimming wire diagram